



Microsoft 365
COMMUNITY CONFERENCE

Teams Events, Delivering Secure , Scalable and Engaging experiences

Preethi Ramarathinam, ShriVidhya Alagesan

Whoa



The official event app for the
Microsoft 365 Community Conference

Event invitation code: Orlando2026

Join the event app to access:

- ➔ Event announcements
- ➔ Personalized agenda, session details
- ➔ Speaker & attendee profiles
- ➔ Networking, meet-ups, messages
- ➔ Event documents

Teams Events Vision

Deliver value across the full spectrum of events with E2E solution from Microsoft Teams

Complexity 

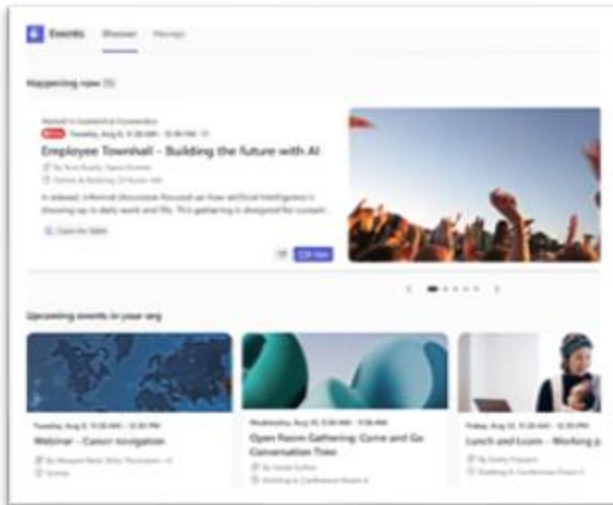
	Community events	Leadership and Organizational events	External events	Multi-event conferences (Future)
Scenarios	Hackathon, launch parties, CAP events, BAM events, Be Well or Garage events	Leader Town Hall, AMA, change management	External product launch, training, sales & marketing	External: Ignite, Build Internal: MCAPS Start
Personas	Community managers, IW workers	Chiefs of Staff, comms leads, executive admins, event production support	Professional marketers and communicators, event production support	Professional event teams
Capabilities	+ theming, event access, producer, registration	+ streaming chat, reach beyond 1000 attendees, backroom chat	+ CRM, marketing engine integration, custom emails, approvals	+ Sponsors, ticketing, payment

Microsoft Teams OOB E2E Solution with optimized network delivery

Host engaging and impactful hybrid events with confidence

E2E Event creation and management

Centralized experience to plan, manage discover and catch up on events



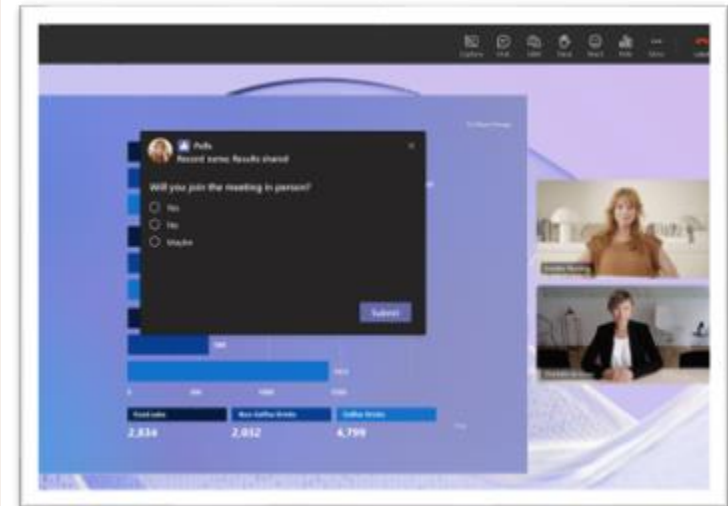
Professionally produced Events

Deliver professionally produced branded experiences with high AV quality



Interactive and Engaging experiences

Attendee can participate and seamlessly engage with chat, reactions, polls, raise hands



Host next generation of events with the new Teams Event App experience



Create Your Event, Your Way



Public Preview

The screenshot displays the Microsoft Teams Events interface. At the top, there's a search bar and a 'Create Event' button. Below this, the 'Ready-to-use templates' section features a 'Create an event from scratch' button and two main template cards: 'Webinar' (Best for trainings, demos, or courses) and 'Town hall' (Best for produced events with large audiences). The 'Webinar' card includes options for Registration, Waitlist, Green room, Custom emails, and Video on demand. The 'Town hall' card includes options for Up to 100K attendees, Video on demand, Green room, and High-quality video stream. Below these are 'Your saved templates', which shows four event cards with titles like 'Innovating for Success: Leadership Q&A with the Executive Team', 'The Circle Meetup: Conversation in a Comfortable Format', 'Employee All Hands – Building the Future with AI', and 'Cotoso 2025 Vision All-Hands'. Each card has an 'Event' icon and 'Edit' and 'Schedule' buttons. At the bottom, there's a section for 'Templates from your organization'.

- ▶ Create and customize your own event from scratch
- ▶ Save your event as templates for future repeatable use
- ▶ Preset Webinar and Townhall templates lets you get started quickly

Scale and Customize Events for Any Audience (Up to 100K)



Public Preview

Set up experience and options

Set your event capacity

We'll use this info to suggest the best settings for your audience.

1,000 attendees

Attendee participation

Optimize for large audience



Mic



Camera



React



Raise



Chat



Q&A

Advanced options



Screen setup

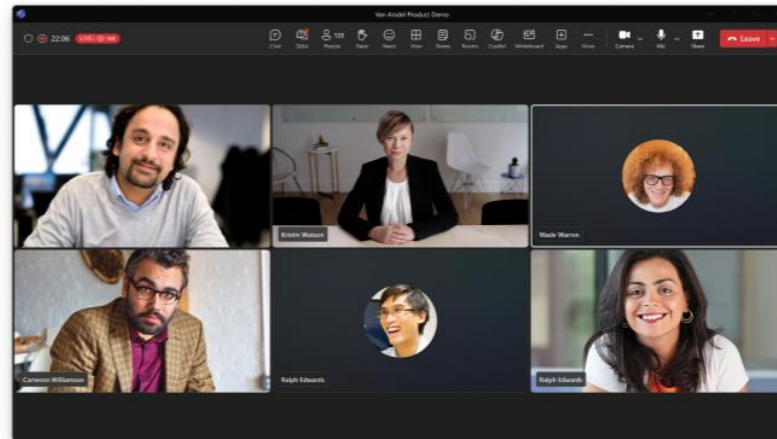


Manage screen

All options

Manage apps

Preview as Attendee



- ▶ Set event capacity based on audience size
- ▶ Capabilities such as registration seamlessly scale.
- ▶ Customize participation and Screen set up

Drive Attendance with Trusted Invitations



Public Preview

The screenshot displays the 'Create event' interface in Microsoft Teams. At the top, there is a 'Create event' header with a back arrow and a 'Save and continue' button. Below this, the 'Add people to invite' section is visible, showing a dropdown menu for 'Send invites from this mailbox' with 'Daniela Mander (Daniela.m@microsoft.com)' selected. A list of invitees includes Daniela Mander (checked), Mona Kane (Mona.k@contoso.com), Contoso marketing (marketing@contoso.com), and Contoso sales (sales@contoso.com). The interface also shows sections for 'Presenters' and 'Attendees'. In the foreground, a calendar view is overlaid, showing a 'Focused' tab with a list of events for 'Today' and 'Yesterday'. The 'Today' events include: 'Microsoft' (10:19 AM) with the subject 'You're registered for Contoso 2025 Vision All-Hands'; 'Daichi Fukuda' (9:32 AM) with the subject 'Hardware Shipment for EHR Servers'; 'Isaac Fielder' (9:21 AM) with the subject 'Feedback from Physicians on EHR Features'; and 'Kadji Bell' (8:35 AM) with the subject 'Integration Test Results: Lab System & EHR'. The 'Yesterday' events include: 'Mauricio August' (7:19 PM) with the subject 'HVAC Maintenance Update' and 'Robin Counts' (8:33 AM) with the subject 'Shift Coverage for Upcoming Holiday'. A detailed view of the 'You're registered for Contoso 2025 Vision All-Hands' event is shown, featuring a blue header with the text 'CONTOSO 2025 Visions All-Hands' and a confirmation message: 'Hi Attendee first name, Your spot is confirmed for this event: Contoso 2025 Vision All-Hands Monday, April 14, 10:00 AM – 12:00 PM PDT'. At the bottom of this view are 'View event' and 'Join event' buttons.

- ▶ Flexible ways to send trusted invitations for internal and external event
- ▶ Delegate or Shared mailbox support for organization events
- ▶ Ability to send email from custom domain for external events,

One Hub to Plan and Manage Events



Public Preview

The screenshot displays the Microsoft Teams Events hub interface. At the top, there are navigation tabs for 'Events', 'Discover', and 'Manage', with 'Events' selected. A search bar and a 'Create Event' button are also visible. The interface is divided into two main sections: 'Drafts (4)' and 'Published (5)'. Each event card includes a title, date and time, a description, and the number of organizers. The 'Drafts' section shows four events, all scheduled for Tuesday, August 8, from 11:30 AM to 12:30 PM. The 'Published' section shows five events, including 'The Strategy Sessions Live: Practical Thinking for Real Results' (August 8), 'AI in Practice: Practical Skills for the Modern World' (August 10), 'The Turning Point Experience: Defining Moments That Shape the Future' (August 14), and 'The Pathfinders Summit: Navigating Change With Purpose and Precision' (August 15). Each published event card also indicates the number of pending approvals.

- ▶ Single integrated experience to manage all events
- ▶ Save events as draft and collaborate with your event crew

Enterprise Discovery of Events



Public Preview

The screenshot displays the Microsoft Teams Events interface. At the top, there are navigation tabs for 'Events', 'Discover', and 'Manage', along with a search bar and a 'Create Event' button. The 'Happening now' section features two live events: 'Employee Townhall - Building the future with AI' and 'Coffee & Conversation: A Casual Gathering'. Below this, the 'Upcoming events in your org' section lists four future events: 'Webinar - Career navigation', 'Open Room Gathering: Come and Go Conversation Time', 'Lunch and Learn - Working parents', and 'Leadership Training'. Each event card includes the date, time, organizer, location, and a 'Join' or 'Open for Q&A' button.

- ▶ Organizers have flexibility to enable event discovery
- ▶ Attendee can discover upcoming events register and/or add to calendar
- ▶ Attendee catch up on recording for past events

Event engagement before , during and after



Public Preview

The screenshot displays the Microsoft Teams event interface for a "Moderated Q/A with engagement" session. The main view shows a Q&A section with a "Published" tab selected, displaying a question from Carole Poland: "Considering the rapid pace of technological advancement and shifting market dynamics, how do you envision our company adapting to remain competitive and innovative over the next decade?". The interface includes a "Join" button, event details (Monday, April 14, 10:00 AM - 12:00 PM PDT), and an attendees list showing 0 registered and 300 spots open. A "Q&A settings" modal is overlaid on the right, showing various permissions:

- Q&A settings**
- Attendee permissions**: Allow participation by enabling or disabling attendee permissions.
- Questions
- Discussions
- Comments
- Upvotes
- Reactions
- Anonymous posts: Comments and reactions won't be anonymous.
- Anonymous comments: Reactions won't be anonymous.
- Organiser permissions**
- Moderate posts: Comments won't be moderated.

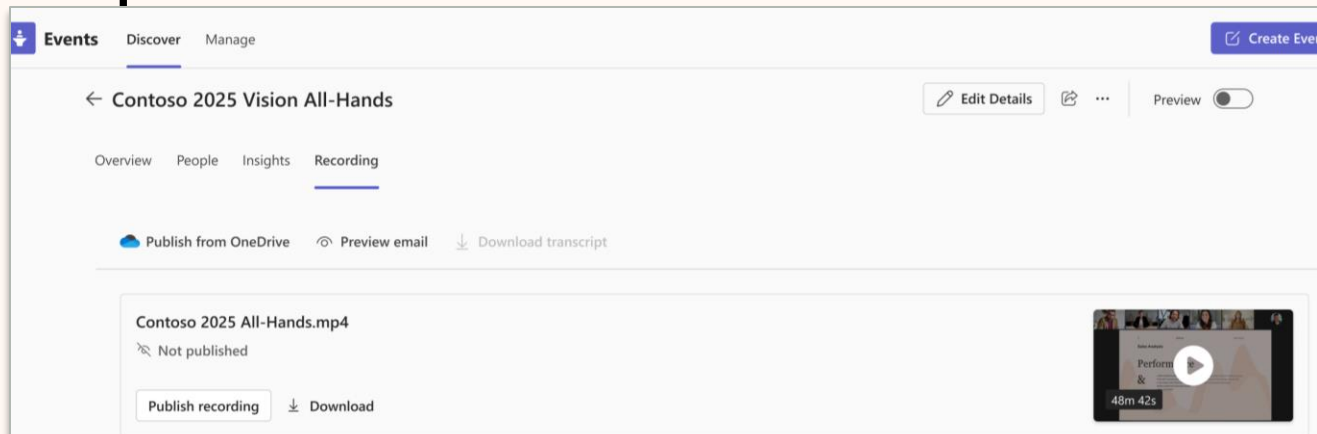
Buttons for "Cancel" and "Save" are visible at the bottom of the settings modal.

- ▶ Flexible Q/A set-up with moderation enabled
- ▶ Anonymous Q/As to drive better engagement
- ▶ Upvotes and reactions to prioritize for the event
- ▶ Connect additional apps like Polls, to increase engagement

Flexible settings for each event

Preview and publish recording with custom email templates

Generally Available

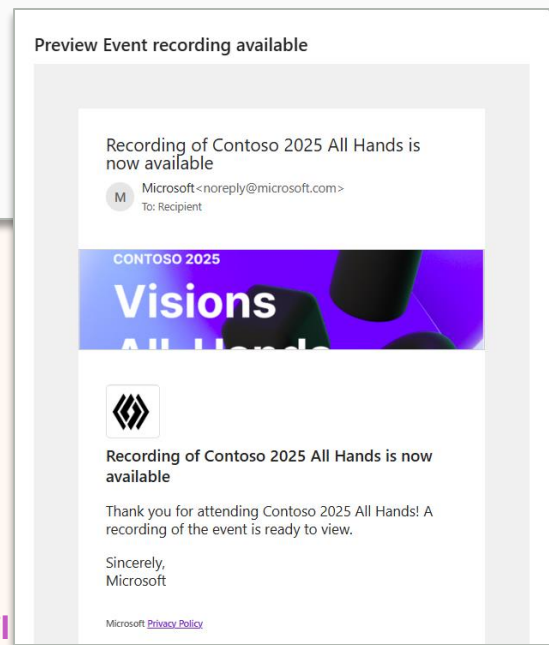


Publish Contoso 2025 All Hands-20260213_150607UTC-Meeting Recording.mp4 to event site?
Anyone with access to the event via url or website with embedded player can view this recording. If attendee emails have been enabled, invited and registered attendees will be notified by email.

Cancel

Publish

Review and publish recordings

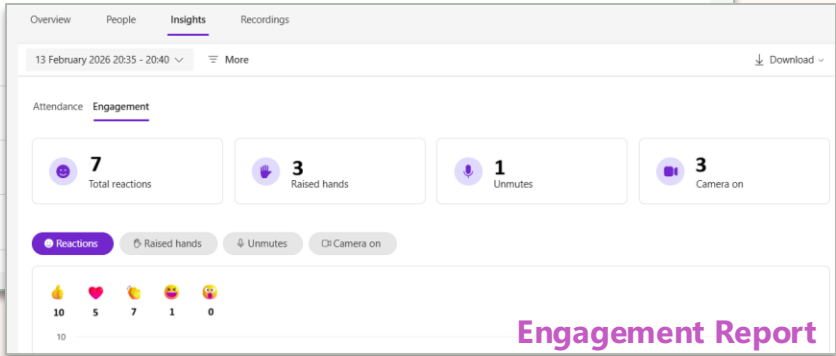
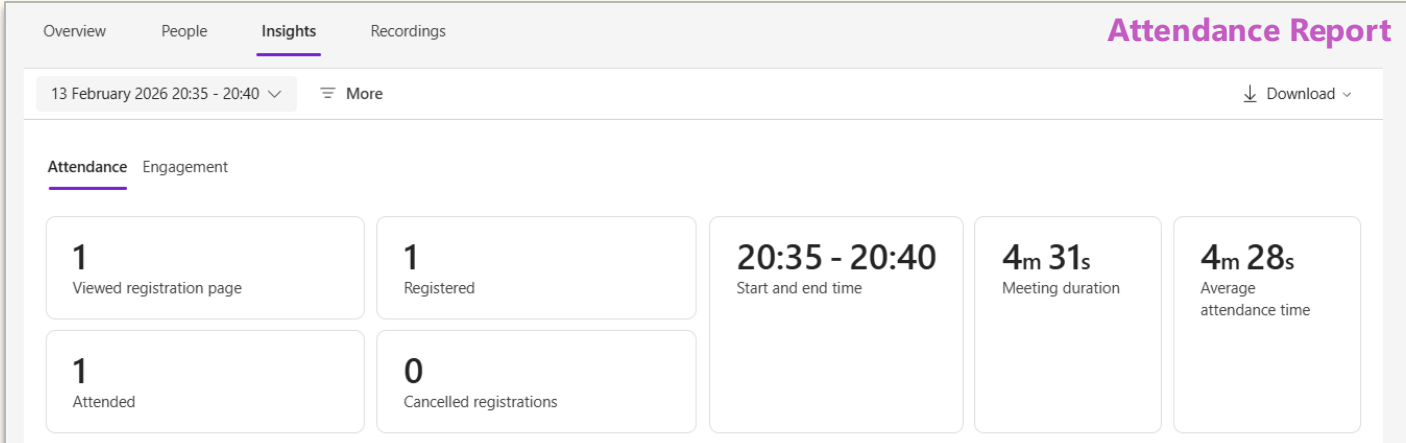


Preview and edit Recording email

- ▶ Record events and publish recording easily post event
- ▶ Edit Recording email sent to Attendee
- ▶ Easily add ask for feedback post event in email

Insights to track attendance and engagement

Generally Available

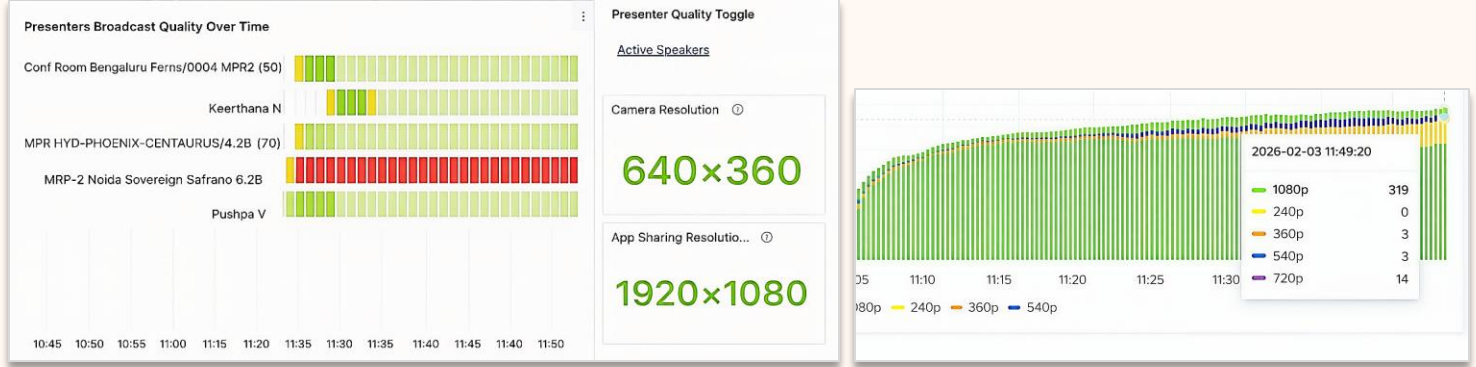


Participants


Name	First join	Last leave	In-meeting d...
Riya Midha riyamidha@microsoft.com	20:36	20:40	4m 28s
Pathivada Yashwanth ypathivada@microsoft.com	--	--	--

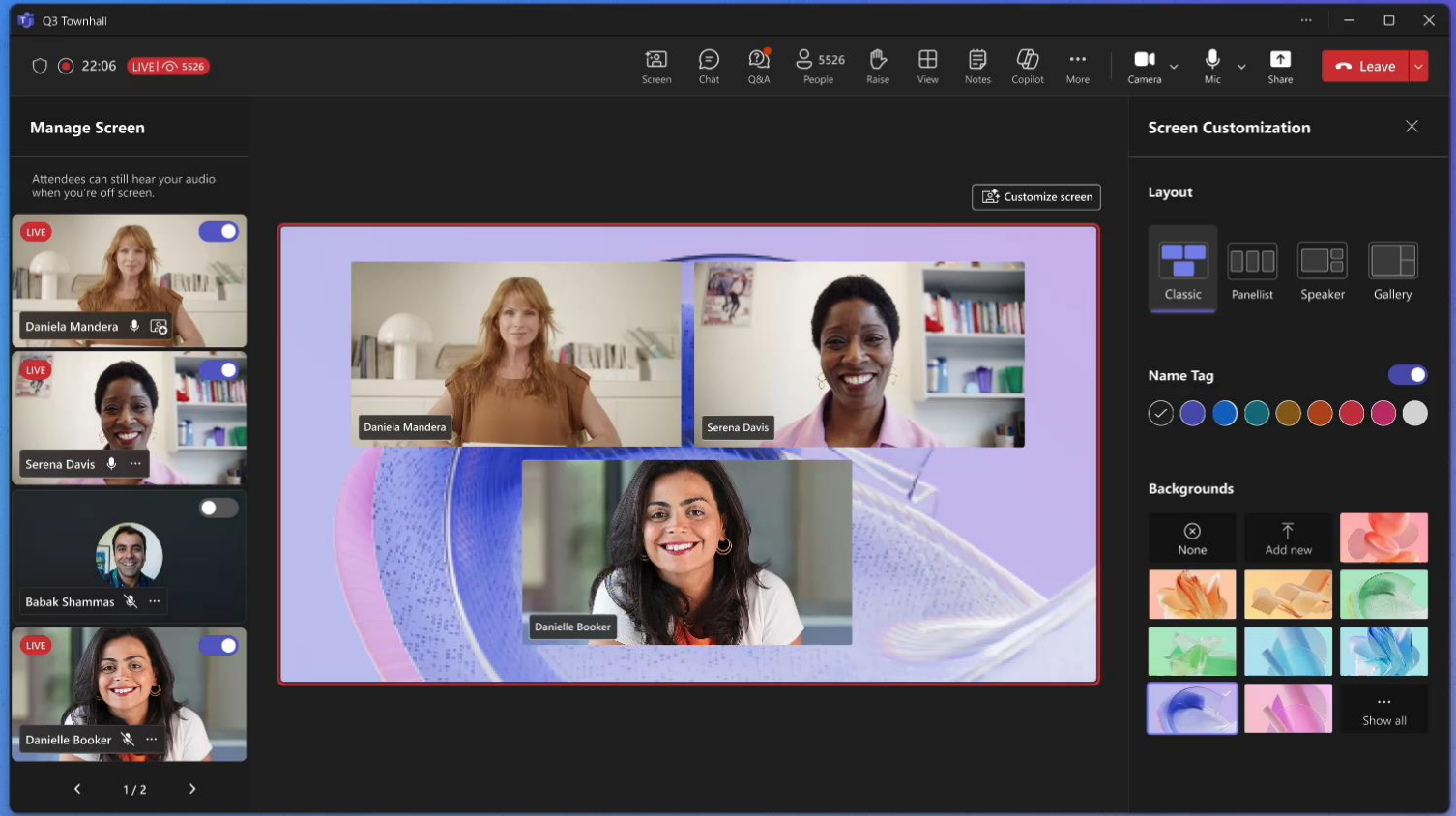
- ▶ Attendance and Registration reports to plan events better
- ▶ Event Engagement report to measure event success
- ▶ Live report to track event performance during the event

Live performance dashboard during event



Production Studio - layouts, branding and name tag

 Generally Available



RTMP Additional Stream and Secure Reliable Transport (SRT)



Public Preview

Teams Premium

RTMP - In

Send a live or previously recorded media stream into your meeting using Real-Time Messaging Protocol (RTMP). Attendees will see the media after you start the meeting and choose the RTMP stream.



i To get a link and finish setup, select Save. Save again to make changes.

Additional RTMP source ⓘ



Secure connection SSL



Generate new key



SRT - In

Stream live or pre-recorded video into your meeting using Secure Reliable Transport (SRT). This protocol ensures high-quality, low-latency video delivery, even over unreliable networks. Attendees will see the content after you start the meeting and select the SRT source.



i To get a link and finish setup, select Save. Save again to make changes.

Additional SRT source ⓘ



Generate new URL



- ▶ Backup RTMP stream with automatic failover in the event of a disruption to the primary stream. No manual intervention needed
- ▶ Upcoming support for Secure Reliable Transport (SRT) to Teams Events. SRT will feature an additional stream with automatic failover similar to RTMP

Slide Control for Presenters to move slides



Generally Available

Teams Premium



- ▶ Share control of presentation slides with fellow presenters during meetings or webinars
- ▶ Eliminate manual slide changes to maintain a smooth presentation flow

Ultra Low Latency and 1080p



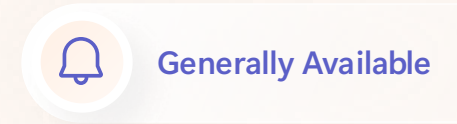
Generally Available

Teams Premium

Microsoft Teams

Ultra Low Latency (ULL)

Attendee engagement and interactivity – Raise Hands



The screenshot shows a Microsoft Teams meeting titled "Q3 Townhall" with 5526 people. The interface includes a top navigation bar with icons for Chat, Q&A, People, Raise, View, Notes, Copilot, More, Camera, Mic, Share, End event, and Leave. A "Manage Screen" panel on the left shows a warning: "Attendees can still hear your audio when you're off screen." The main content area displays a "Q&A" slide with the text "Do you have any questions?" and a question mark icon. A "Participants" panel on the right lists presenters (Daniela Mandera, Charlotte de Crum, Babak Shammass) and attendees (Aadi Kapoor with 1 hand raised, Kayo Miwa with 2 hands raised). A "Share invite" button is also visible.

Polls support in Town hall



Generally Available

Teams Premium

The screenshot shows a Microsoft Teams town hall interface. At the top, it indicates 'LIVE | 1500' participants and '22:06 | Q3 Townhall'. A navigation bar includes 'Request to speak', 'Chat', 'Poll', 'Reaction', 'Caption', and 'More'. A 'Leave' button is visible in the top right. A central notification box states: 'A new poll is launched: How many days do you come into office each week in the past month? Answer Poll'. Below this, three video thumbnails are shown for participants: Daniela Manderá, Charlette de Crum, and Miguel Silva. On the right, a 'Polls' sidebar displays the active poll: 'How many days do you come into office each week in the past month?' with multiple choice options: '0 - 1 days' (selected), '2 - 3 days', and '4 - 5 days'. A 'Submit' button is present. Below the poll, a progress bar shows the results: '0 - 1 days' at 40%, '2 - 3 days' at 52%, and '4 - 5 days' at 8%. It also notes '1000 responses | 67% participation rate'. A 'Free text' poll option is partially visible at the bottom.

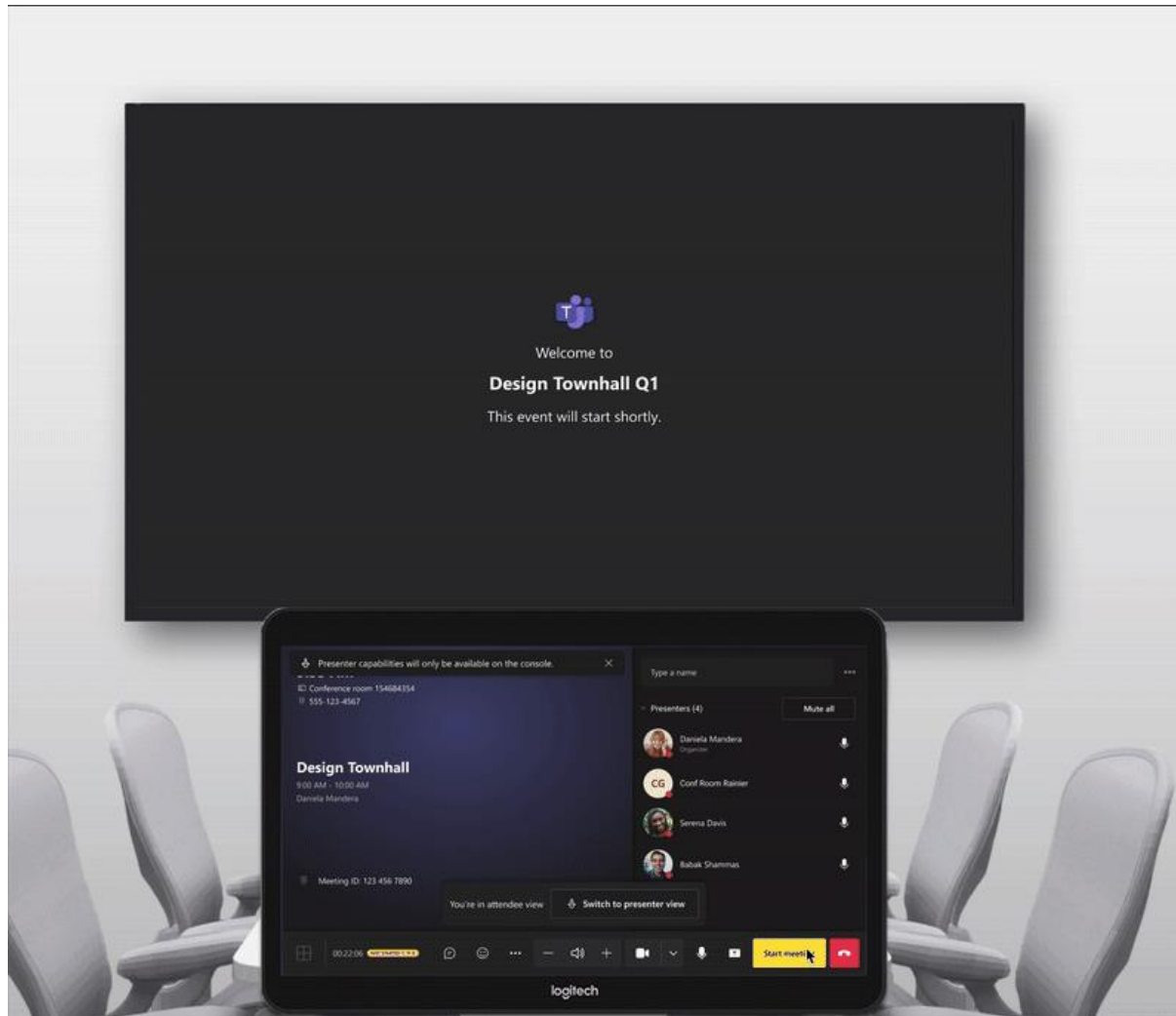
- ▶ Create and share polls directly within Teams town halls
- ▶ Gather real-time feedback from participants through multiple choice questions, quizzes and other types of polls

Role based Front of Room experience for hybrid Events



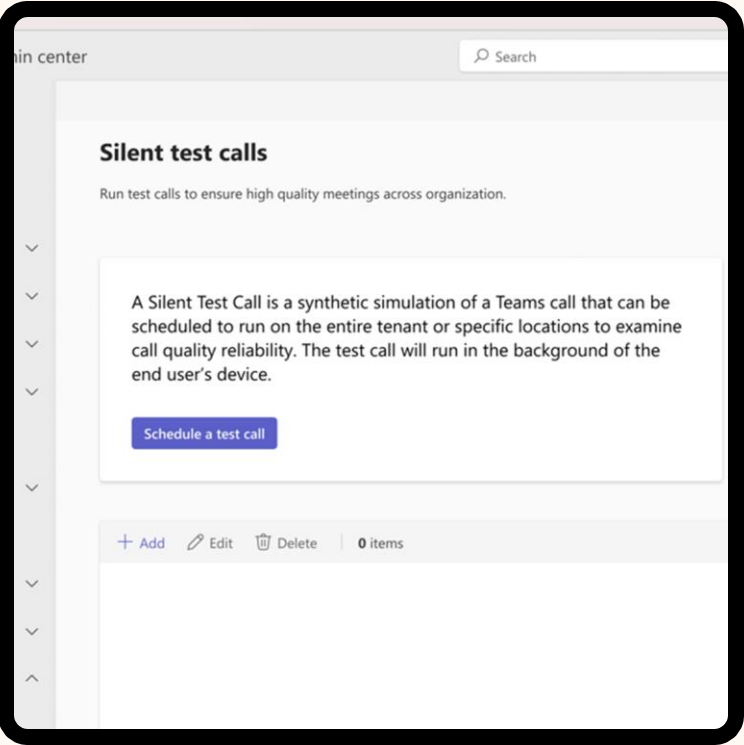
Generally Available

Teams Room Pro

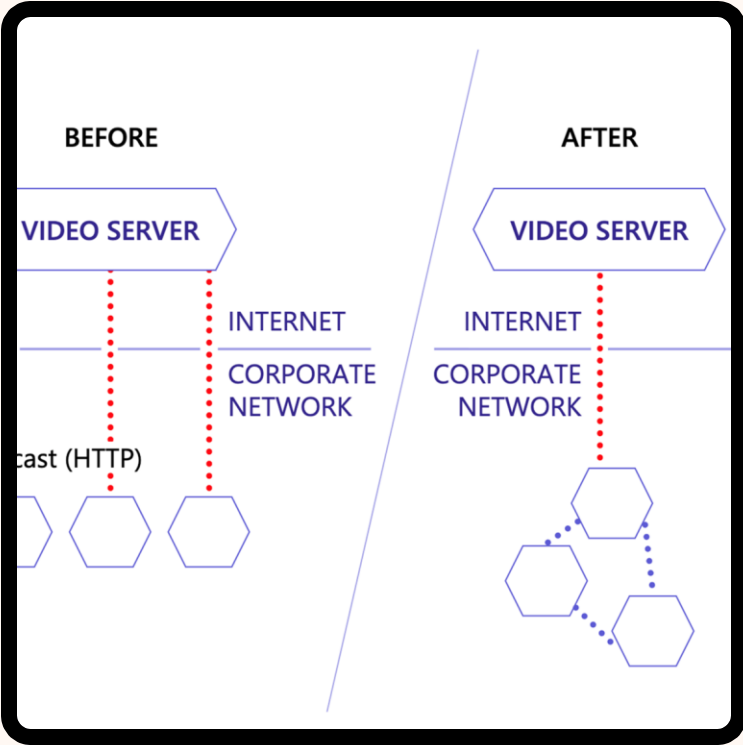


- ▶ Seamlessly switch between views to tailor your room experience to your audience
- ▶ For hybrid event front of room will be optimized for attendee viewing while still giving you full control over the MTR as a presenter

Robust set of out of box tools makes it easy to prepare , execute and monitor your events



Silent Test Calls
Monitor Readiness of your enterprise



eCDN
Optimize network Bandwidth



Real time Monitoring
Monitor events real time

Simplified Base and Scalable growth



All Events features available in Teams Enterprise

- All advanced Events features move from Teams Premium to Teams Enterprise
- No additional purchase required for Event features
- eCDN included

Included with Teams Enterprise

- Base includes events up to 3K - **no attendee pack required**



Scale-based purchase

Add-ons for scale:

- New add-on attendee packs introduced (5K, 10K, 20K, 35K, 50K, 75K, 100K)
 - No differentiation between internal and external attendees
- enable **unlimited** events during the term, with each event supporting up to the pack's capacity
 - Concurrency limits apply

Premium Events Capabilities moving to Teams Enterprise



Performance

- Microsoft eCDN
- Ultra-low latency (ULL)
- **Teams Events silent testing** (Doppler)



Production & Control

- Production Studio & layouts
- RTMP-in for external production
- Event templates (custom)
- Control over attendee-visible video and avatars
- Hide participant list / anonymize attendees
- Advance registration controls
- Advanced presenter & attendee verification



Attendee Experience

- Attendee chat in townhalls
- Reactions, Polls and raise hands
- Email customization and reminder timing
- Connected Apps tab
- Enterprise Event Discovery
- Video on Demand




Reporting

- Townhall insights (join rates & A/V quality)
- Real time attendee experience monitoring
- Event analytics and registration reporting

Questions

Leverage Teams Event hosting assistance for your next event



Teams Events Hosting Assistance :

Helps you get comfortable with setting up and running event, or large meeting. We assist you during planning and are also available throughout the event to ensure smooth execution, providing real-time support if any questions or issues arise.

Teams Events Advanced Production :

Provided a fully managed experience for your town hall, webinar, or large meeting and end-to-end support — from strategic planning and technical setup to live production and post-event wrap-up.

News & community content



Microsoft Community Learning aka.ms/Community/LearningChannel

Community led expert content on all your favorite Microsoft services.



Start your week with live news and event updates aka.ms/MondaysatMicrosoft
Watch live or on-demand & share our blog.

Home / Microsoft 365 Copilot

Microsoft 365 Copilot

Deliver value and employee satisfaction with our tools for Microsoft 365 Copilot deployment and adoption. This powerful technology combines the power of large language models (LLMs) with your organization's data – all in the flow of work – to turn your words into one of the most powerful productivity tools on the planet.

Microsoft 365 Copilot Chat and in-app experiences provide real-time intelligent assistance, enabling users to enhance their creativity, productivity, and skills.

[Looking for Copilot resources for Small and Medium Businesses? >](#)

Copilot Success Kit

Our Success Kit empowers you to achieve rapid value with Copilot while enabling your progressive skilling journey with AI tools.

[Download here >](#)

Copilot Chat and agent starter kit

This new kit includes guidance on IT controls, setup, and resources to help prepare your tenant and enable your users to create and use agents.

[Explore the kit >](#)

Join the Copilot community

The Microsoft 365 Copilot community is your hub for the official blog, latest news, and discussions.

[Join now >](#)

Microsoft 365 Copilot

Welcome to the Microsoft 365 Copilot community. Your hub for the latest news, live events, and discussions on Microsoft 365 Copilot. For help & learning (how-to articles and training resources), please visit [Microsoft 365 Copilot Adoption hub](#).

[Unfollow](#)

#M365Con

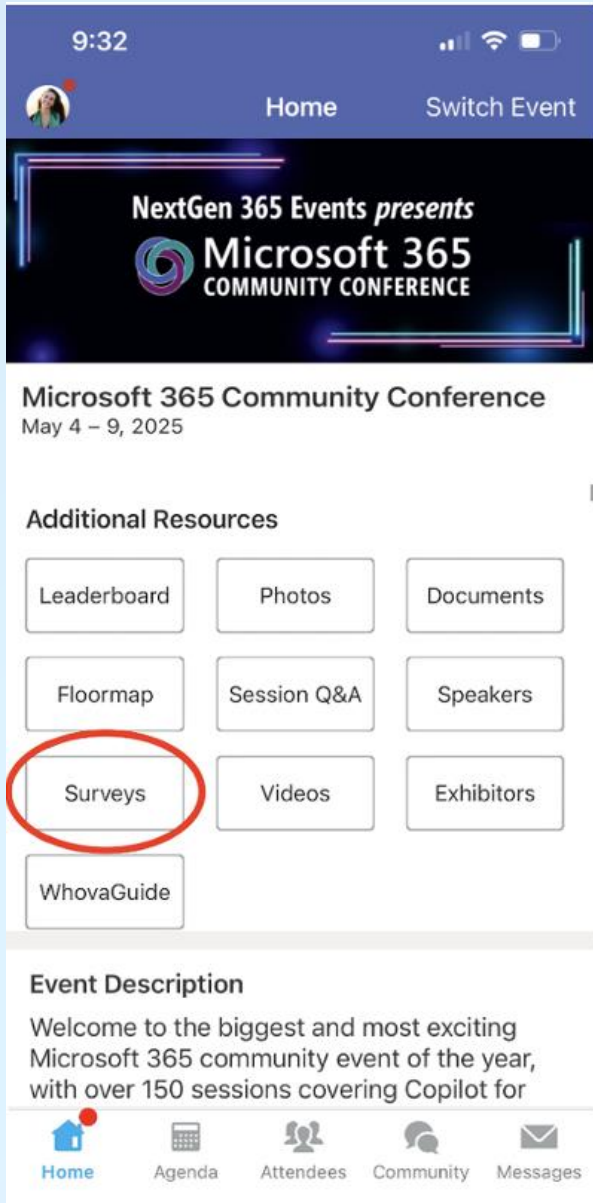
Microsoft 365 COMMUNITY CONFERENCE

May 6-8 Las Vegas

The ultimate Microsoft 365 community event

Learn directly from the experts and redefine what's possible at work—join us at the Microsoft 365 Community Conference.

[Learn more!](#)



Session feedback surveys

We want to hear from YOU!

Share your feedback to make next years conference even better!

Here's how –

- Simply go to the Whova App on your smartphone.
- Scroll down on the M365 Community Conference Homepage to 'Additional Resources' to click "Surveys".
- Click Session Feedback.
- Scroll down to find this session title.
- Complete the session feedback survey.
- Finally, click 'Submit'.

It's just that easy!