



Microsoft 365
COMMUNITY CONFERENCE

How Microsoft Does IT: Microsoft 365 Governance in the Age of Copilot & Agents

David Johnson | Principal PM Architect | Microsoft Digital

Uhova

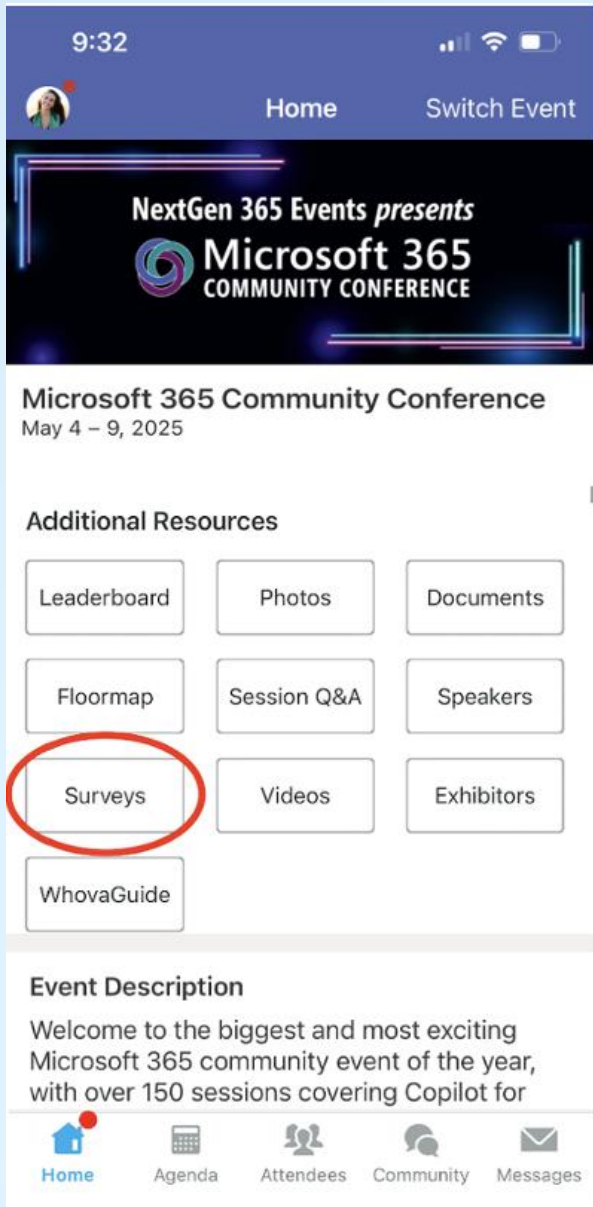
The official event app for the
Microsoft 365 Community Conference

Event invitation code: Orlando2026



Join the event app to access:

- ➔ Event announcements
- ➔ Personalized agenda, session details
- ➔ Speaker & attendee profiles
- ➔ Networking, meet-ups, messages
- ➔ Event documents



Session feedback surveys

We want to hear from YOU!

Share your feedback to make next years conference even better!

Here's how –

- Simply go to the Whova App on your smartphone.
- Scroll down on the M365 Community Conference Homepage to 'Additional Resources' to click "Surveys".
- Click Session Feedback.
- Scroll down to find this session title.
- Complete the session feedback survey.
- Finally, click 'Submit'.

It's just that easy!



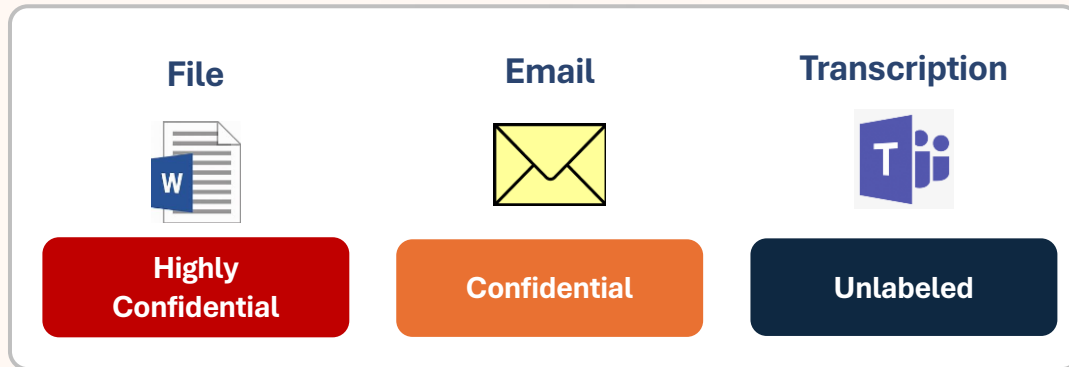
David Johnson

Principal Product
Manager Architect

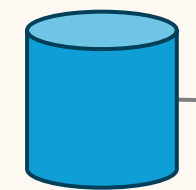
Microsoft Digital
(Microsoft's IT organization)

Copilot Content Protection Foundations

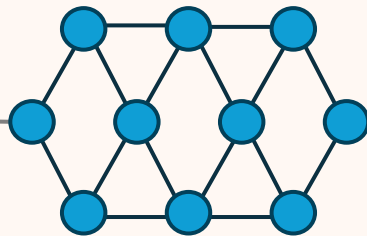
Referenced Items




- Copilot will only show the user what they have permission to access.
- Copilot will respect Microsoft Purview Information Protection sensitivity labels.
- Copilot generated items will inherit the labels applied to referenced items.



Semantic Index



Microsoft Graph:
User's context



Highly Confidential

Highly Confidential\Microsoft Extended

Data is classified and protected. Microsoft Full Time Employees (FTE) and non employees can view, edit and reply.



Copilot



Ten steps for getting tenant governance right with M365 Copilot

1

Enable Self Service:

Self service new workspaces with guardrails



2

Limit your number of Information Protection

labels: 5x5



3

Intuitive labels:

Labels must mean what they say



4

Capture container (group and sites)

labels: Must have for all sites



5

Intelligent file default labels:

Derive from container—99% case



6

Train your employees:

Culture is as critical as policies



7

Trust but verify sensitivity labels:

Catch the 1% case with DLP



8

Implement lifecycle management:

Create a chain of accountability



9

Enabling people in my organization

links: Better than large SGs



10

Extract inventory and report

oversharing: Know your risk



Inside Track AI governance paper: <https://aka.ms/aigovernance>.

Plan your Sensitivity Labels: Make Clear and Simple

Limit your number of labels

- Don't overwhelm with choice.
- Each user should see no more than 5 group (parent) labels
- Each user should see no more than 5 child labels
- Many more scoped labels may exist
 - Highly Confidential\<Division Only>

Intuitive labels

- Cultural awareness is as important as policy enforcement.
- Labels must mean what they say
 - Microsoft's learned from mistakes here:



Container and File Classification



Highly confidential

The most critical data for Microsoft. Share it only with named recipients.



Confidential

Sensitive business data crucial to achieving our goals. Limited distribution.



General

Business data that is not meant for public consumption, such as daily work product. Data that can be shared internally throughout our organization.



Public

Public data is unrestricted data meant for public consumption, like publicly released source code and announced financials. Share it freely.

Information Protection Container Sensitivity Labels

	Public	Private
Privacy	<ol style="list-style-type: none"> Membership to Group is open; anyone can join. “Everyone except external guest” ACL on site; content available in search to all tenant. 	<ol style="list-style-type: none"> Only owners can add members. No-access beyond the Group Membership until someone shares or changes permissions

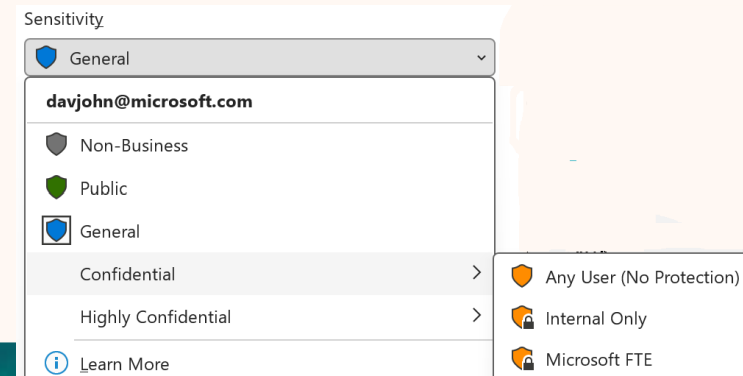
	Allowed	Not Allowed
External guest policy	<ol style="list-style-type: none"> Owners (only) can add guests as members to group. Members can share files to “specific people” outside of tenant. 	<ol style="list-style-type: none"> Owners are not allowed to add guest members to group No file sharing to guests

What users will see when they create or label a Team/Group/Site						
Parent Label	Child Label	Container/Item Label or Both	External Guest Policy	Privacy Policy Options	Default library label	Default sharing
General		Both	Allowed	Private OR Public	General	People in Microsoft
Confidential						
	Internal and NDA external	Container	Allowed	Private	Confidential \ Any User	People in Microsoft
	Internal Only	Container	Not Allowed	Private	Confidential \ MS Extended	People in Microsoft
Highly Confidential						
	Internal Only	Container	Not Allowed	Private	Highly Confidential \ MS Extended	Specific People

Item Sensitivity labels: Trust and set good defaults

Parent Label	Child Label	Container / Item Label	Permissions	Default sharing	DLP limits
Non-Business		Item	N/A		
Public		Item	N/A		
General		Both	N/A	People in Microsoft	No "Anyone"
Confidential					
	Internal-Only	Item	ALL MSFT	People in Microsoft	No "Anyone"
	MS FTE	Item	MSFTE		No "Anyone"
	Recipients Only	Item			No "Anyone"
	Any User	Item		People in Microsoft	No "Anyone"
Highly Confidential					
	Internal-Only	Item	ALL MSFT	Specific People	No "Anyone", No external
	MS FTE	Item	MSFTE	Specific People	No "Anyone", No external
	Recipients Only	Item		Specific People	No "Anyone"
	Any User	Item		Specific People	No "Anyone"

- **We are defaulting to labels with protection**
 - SharePoint supports natively, now including User Defined Permissions labels like "Recipients Only"
- **More file types with protection labels**
 - Loop components, OneNote






Train your Employees

- Culture is as critical as policies
- Increase accuracy
- Ensure they recognize labeling cues across your productivity suite

Understanding scope sub-labels

Select each sub-label below to learn more.

 Microsoft Extended Data can be accessed by full-time employees, and anyone with a @microsoft.com email address, like vendors.	 Microsoft FTE Data can be accessed only by all full-time employees.	 Recipients Only Data can only be accessed by the specified recipients.
-----------------------------------------------------------------------------------------------------------------------------------------------------------------------------------------------------------------------------	-------------------------------------------------------------------------------------------------------------------------------------------------------------------	----------------------------------------------------------------------------------------------------------------------------------------------------------------------

Trust but Verify Sensitivity Labels

- Catch the 1% case with DLP
- Trust your employees to apply sensitivity labels but also verify them.
- Check against data loss prevention standards
- Use auto-labeling and quarantining through Microsoft Purview automation.
- We have exception groups where we can exempt employees.

Policies

⚠ Some of your devices are in not updated state. [Go to onboarding devices to see more details](#)

Use data loss prevention (DLP) policies to help identify and protect your organization's DLP

ℹ If your role group permissions are restricted to a specific set of users or groups, you'll only be able to manage policies for those users or groups.

+ Create policy ↓ Export ↻ Refresh

<input type="checkbox"/>	Name
<input type="checkbox"/>	DSR.DLP.BlockEmailCredits
<input type="checkbox"/>	MS.DLP.Credentials
<input type="checkbox"/>	MS.DLP.TestCredScanParity
<input type="checkbox"/>	MS.DLP.Regulatory.US
<input type="checkbox"/>	MS.DLP.Regulatory.US.Financial
<input type="checkbox"/>	MS.DLP.Regulatory.EU
<input type="checkbox"/>	MS.DLP.Regulatory.Canada
<input type="checkbox"/>	MS.DLP.Regulatory.Africa
<input type="checkbox"/>	MS.DLP.Endpoint.USB
<input type="checkbox"/>	MS.DLP.Endpoint.ProductionCloudServices
<input type="checkbox"/>	MS.DLP.Endpoint.ProductionOnlineCredReduction
<input type="checkbox"/>	MS.DLP.Endpoint.ProductionOnlineCredReduction

Auto-labeling

ℹ If your role group permissions are restricted to a specific set of users or groups, you'll only be able to manage policies for those users or groups.

Create auto-labeling policies to automatically apply sensitivity labels to email messages or OneDrive and SharePoint files that contain content that you can review items that will be labeled when the policy is activated. In addition to these policies, you can automatically apply

+ Create auto-labeling policy ↻ Refresh

<input type="checkbox"/>	Name	Locations	Label applied
>	Simulation (11)		
>	On (10)		
<input type="checkbox"/>	MS.DSRE.AutoLabelFinance-Confidential-AnyUser	Exchange, SharePoint...	Confidential/Microsoft FTE
<input type="checkbox"/>	DLP.AutoLabel.EXO.MSGS.POI	Exchange	Confidential/Microsoft Extended
<input type="checkbox"/>	MS.DLP.AutoLabellingForExchange.Scott.OneToAny	Exchange	Highly Confidential/Recipients Only
<input type="checkbox"/>	MS.DLP.AutoLabellingForExchange	Exchange	Highly Confidential/Recipients Only
<input type="checkbox"/>	MS.DLP.SPO.Credentials	SharePoint	Highly Confidential/Microsoft Extended
<input type="checkbox"/>	MS.DLP.SPO.BlockCredentials5+	SharePoint	Highly Confidential/Microsoft Extended
<input type="checkbox"/>	MS.DLP.ODB.5+ Credentials	OneDrive	Highly Confidential/Microsoft Extended
<input type="checkbox"/>	MS.DLP.SPO.Credentials.Scott	SharePoint	Highly Confidential/Microsoft Extended
<input type="checkbox"/>	MS.DLP.SPO.Credentials.Rajesh	SharePoint	Highly Confidential/Microsoft Extended
<input type="checkbox"/>	MS.DLP.SPO.Credentials.Judson	SharePoint	Highly Confidential/Microsoft Extended
>	Off (4)		

Implement Lifecycle Management and Enforce Policies

- **Enable self-service site collection & group creation**
 - Any Full Time Employee can create
- **Collect sensitivity label for all containers**
 - Set public vs. private
 - Guest membership & External sharing allowance
 - User awareness: display classification – Culture is critical
- **Enforce Group naming rules**
- **Usage guideline visibility**
- **Life cycle: 6-month expiry**
 - Create a chain of accountability
 - Entra Group Expiration policy
 - SharePoint Advanced Management sites attestation
 - Custom solution: Attestation based expiration, 2 owner policies
- **External Membership life cycle: Enforce external renewals (SharePoint, Entra Groups)**
- **Ownerless (Orphan) Groups**

It's time to review your Microsoft 365 Group

Microsoft Digital

Please verify your Microsoft 365 Group's information is accurate

You're receiving this email because you are an owner of [Service Delivery](#). This group is due for its scheduled attestation, in which an FTE owner is required to review the group's information (members, owners, guests, sensitivity label, and permissions) to ensure accuracy and compliance with the [Microsoft 365 Usage Guidelines](#).

Please attest that your group's information is accurate and fix any listed policy violations. Once you submit attestation, your group will be renewed for another 180 days.

If you are a non-FTE group owner, you can fix policy violations but cannot submit the required attestation. Please alert an FTE group owner that their action is required.

If no action is taken by **Sunday, 16 June 2024**, **this group will be deleted**, along with all associated communications, files, calendar events, and tasks. Select the button below to review and submit your group attestation and fix any listed policy violations.

[Review your Microsoft 365 Group information](#)

Your responsibilities as a Microsoft 365 Group owner

Microsoft 365 Group owners manage group membership, security classifications, and renewal. You're accountable for the security and legal compliance of the group and its content. Each FTE group owner must confirm that their group's information is accurate and compliant every 180 days.

Access your Microsoft 365 Groups apps

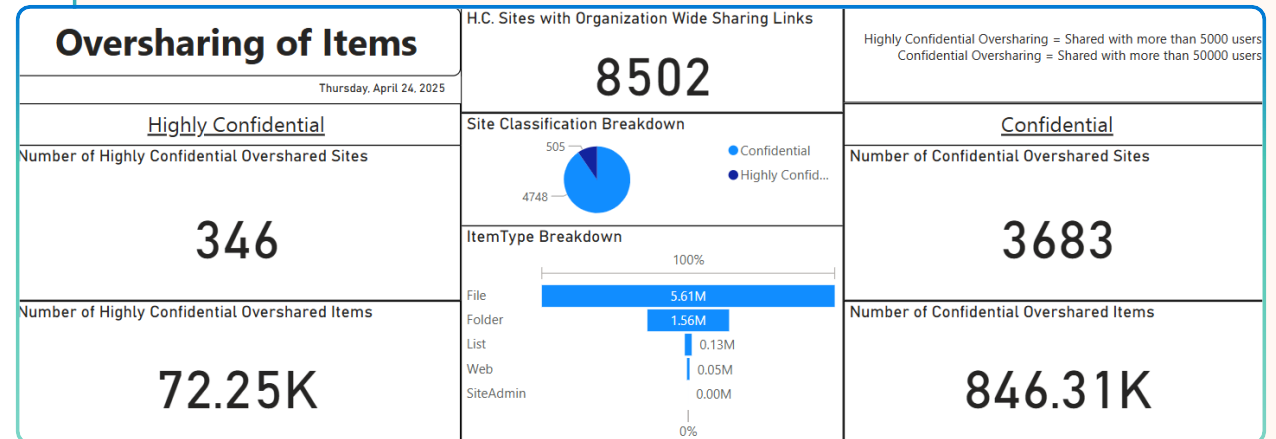
[Teams](#) [SharePoint](#) [Group details](#)

Information and support

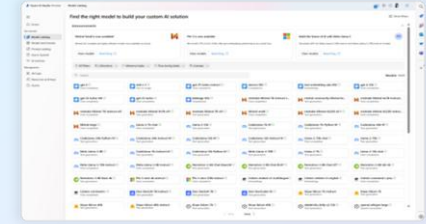
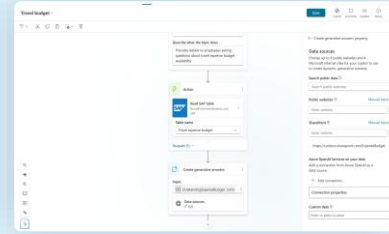
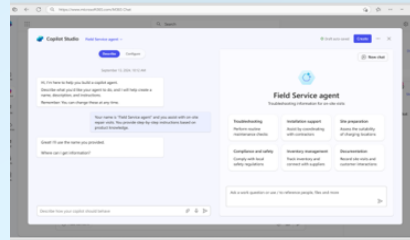
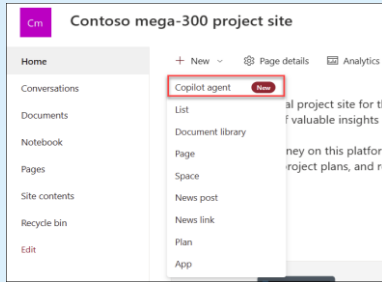
Extract Inventory and Report Oversharing:

Know your Risk

- Extract all Groups, Group Memberships, sites, files – via Microsoft Graph Data Connect.
- Connect different onboarded datasets in our data estate with Microsoft Fabric.
- Track how many SharePoint sites and items are overshared based on our business rules.
- Track our improvement over time as we enforce these policies on our assets.
- This reporting has been built out as a published template
 - [Oversharing for Very Large Tenants - Microsoft Community Hub](#)
- Reports now in SharePoint Advanced Management without the need for big data processing.



Advanced agents require advanced governance and security



SharePoint

M365 Agent Builder

Copilot Studio (Full)

Copilot Studio, ATK, Foundry

For End Users

For End Users

For Makers

For Developers

Knowledge ←----- Microsoft Graph ----- Your Business Data ----->

Actions ←----- Retrieval Only ----- Task / Autonomous ----->

Channels ←----- Microsoft 365 Only ----- Multiple Internal & External Channels ----->

Increasing advanced governance and security needs throughout agent lifecycle

1: Development & Testing

2: Deployment

3: Optimization

Lower risk



Higher risk

Adopt Copilot and Agents: Essential IT Responsibilities



Data hygiene foundation so you can trust your data estate as employees build/use agents



Empower employees to build personal agents with services & data that are already accessible to them



Empower businesses to quickly build agents with known lower risk patterns to accelerate business



Enable engineering teams to develop and release agents smoothly with all required services & sources



Accelerate innovation & automation through agents and foster learning through Center of Excellence

How Microsoft Does IT – Inside Track



AI in IT

[Enterprise AI maturity in five steps: Our guide for IT leaders](#)

[Becoming a Frontier Firm: Our IT playbook for the AI era](#)

[Responding to the AI revolution with an AI Center of Excellence](#)

[AI at scale: How we're transforming our enterprise IT operations at Microsoft](#)

[The future of work is here: Transforming our employee experience with AI](#)

[Powering agentic AI adoption at Microsoft: Our 'Customer Zero' story](#)



M365 Copilot

[Microsoft 365 Copilot for executives: Sharing our deployment and adoption journey at Microsoft](#)

[Deploying Microsoft 365 Copilot in five chapters](#)

[Fueling our Microsoft 365 Copilot adoption with gamification](#)

[Enabling meaningful AI adoption at Microsoft with a Microsoft 365 Copilot Expo](#)

[Camp Copilot: Try our 7 tips for driving Microsoft 365 Copilot adoption with a virtual skilling event](#)

[Unlocking the value of Microsoft 365 Copilot at Microsoft](#)



Tenant Governance

[How we're tackling Microsoft 365 Copilot governance internally at Microsoft](#)

[Empowering employee self-service with guardrails: How we're using sensitivity labels to be more secure](#)

[Powering our data governance with Purview Unified Catalog](#)

[Reimagining content management at Microsoft with SharePoint](#)

[Riding the wave of agents washing over Microsoft with good governance](#)

[Moving to holistic lifecycle management: How we manage our Azure services at Microsoft](#)



Agents

[The agentic future: Becoming an AI-first frontier firm at Microsoft](#)

[AI-powered agents in action: How we're embracing this new 'agentic' moment at Microsoft](#)

[Unleashing API-powered agents: our internal learnings and guide](#)

[Deploying Microsoft Agent 365: How we're extending our infrastructure to manage agents at Microsoft](#)

[Reimagining how we collaborate with Microsoft Teams and AI agents](#)

[Accelerating employee services at Microsoft with the Employee Self-Service Agent](#)

Learn from the experts... <https://aka.ms/insidetrack>

**We have an
exciting future ahead.**

Expertise and tools for your journey



Technical expertise via
our FastTrack partners

aka.ms/Microsoft/FastTrack



Tools, resources & training
on our Adoption Hub

adoption.microsoft.com



Events and real-world
knowledge in our
community

aka.ms/TechCommunity

News & community content



Microsoft Community Learning aka.ms/Community/LearningChannel

Community led expert content on all your favorite Microsoft services.



Start your week with live news and event updates aka.ms/MondaysatMicrosoft
Watch live or on-demand & share our blog.

Home / Microsoft 365 Copilot

Microsoft 365 Copilot

Deliver value and employee satisfaction with our tools for Microsoft 365 Copilot deployment and adoption. This powerful technology combines the power of large language models (LLMs) with your organization's data – all in the flow of work – to turn your words into one of the most powerful productivity tools on the planet.

Microsoft 365 Copilot Chat and in-app experiences provide real-time intelligent assistance, enabling users to enhance their creativity, productivity, and skills.

[Looking for Copilot resources for Small and Medium Businesses? >](#)

Copilot Success Kit

Our Success Kit empowers you to achieve rapid value with Copilot while enabling your progressive skilling journey with AI tools.

[Download here >](#)

Copilot Chat and agent starter kit

This new kit includes guidance on IT controls, setup, and resources to help prepare your tenant and enable your users to create and use agents.

[Explore the kit >](#)

Join the Copilot community

The Microsoft 365 Copilot community is your hub for the official blog, latest news, and discussions.

[Join now >](#)

Microsoft 365 Copilot

Welcome to the Microsoft 365 Copilot community. Your hub for the latest news, live events, and discussions on Microsoft 365 Copilot. For help & learning (how-to articles and training resources), please visit [Microsoft 365 Copilot Adoption hub](#).

Search this community

[Unfollow](#)

#M365Con

Microsoft 365 COMMUNITY CONFERENCE

May 6-8 Las Vegas


The ultimate Microsoft 365 community event

Learn directly from the experts and redefine what's possible at work—join us at the Microsoft 365 Community Conference.

[Learn more!](#)

Stay Connected!


Engage with the best community in tech... There's something for everyone!



Microsoft Tech Community

The community platform for Microsoft 365 – forums, blogs, and events


<https://aka.ms/joinMTC>



CommunityDays.org

Find or host a local event in your area or to match your interests

www.communitydays.org



Microsoft Community on LinkedIn

News, announcements and training delivered to your news feed

<https://aka.ms/microsoftcommunitylinkedin>



The one stop shop for Microsoft ecosystem community events

The screenshot displays the Microsoft Community Days website interface. At the top left is the logo "Community Days Supporting the Microsoft Community". The main heading reads "Discover Community Events happening across the world." Below this is a search bar and navigation options for "WHEN" (Upcoming Events) and "VIEW AS" (Tiles). A filter section includes "WHERE" (Global, Country, Region, Sub Region) and "FILTERS" (Registration Open, Call for Speakers, Call for Sponsors, Hide Paid, Hide Others). The main content area features a grid of event cards, each with a unique background image and event details:

- FABRIC DATA DAYS**: Nov 4 - Dec 11, 2025. Location: Your city, Your country, United States. Format: Hybrid. Cost: Free.
- SMARTCLOUD 365 - 2025**: November 25, 2025. Location: Germany. Format: Virtual. Cost: Free.
- DYNUG AUTUMN CONFERENCE 2025**: November 25 - 26, 2025. Location: Oslo, Gardarmoen, Norway. Format: Paid. Cost: 1.31188.
- SHIFT ENTER SUMMIT 2025**: November 26, 2025. Location: Budapest, Hungary. Format: Paid.
- AI COMMUNITY CONFERENCE - TORONTO 2025**: November 28, 2025. Location: Toronto, Ontario, Canada. Format: Free.
- SEASON OF AI - MCP**: November 29, 2025. Location: Gurugram, Haryana, India. Format: Hybrid. Cost: Free.
- ESPC25**: December 1 - 4, 2025. Location: Dublin, Dublin 1, Ireland. Format: Paid.
- MSREBUILD 2025**: December 2, 2025. Location: Nantes, Pays de la Loire, France. Format: Free.
- TECHBAYANIHAN 2025**: December 3 - 4, 2025. Location: Manila City, National Capital Region, Philippines. Format: Free.


www.communitydays.org



SharePoint at 25 short film: *More than Code*


In honor of SharePoint's 25th birthday, *More Than Code* is a short film that explores the people, passion, and innovation behind one of the most transformative platforms in modern work. This film captures the stories of builders, leaders, and community champions who helped shape SharePoint into the knowledge backbone for collaboration, Copilot, and the next generation of agents.

SharePoint is more than code—it's 25 years of connection, innovation and impact.




Watch the digital premiere

Stream the documentary online globally in late April and celebrate SharePoint's 25-year journey from anywhere.



Watch the SharePoint at 25 digital event

Prepare for the film with a special digital event featuring insights, stories, and what's next for SharePoint in the era of AI.



Join MGCI – Learn, Share, Grow.


The Microsoft Global Community Initiative (MGCI) - Empowering global Microsoft communities with the tools, training, and resources to create impactful events and amplify diverse voices.

Learn, Share, Grow.

Event producers unite!

Join MGCI today!

<https://aka.ms/MGCI>



Thank you to our
Microsoft
Most Valuable
Professionals (MVP)
and Regional Directors!

